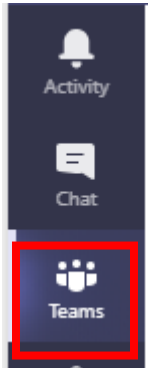


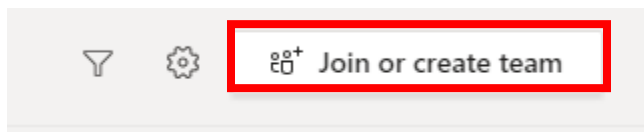
How to Join the 2021 Work/Life Expo Teams Site in 3 easy steps!

Use your UConn Microsoft Teams Account

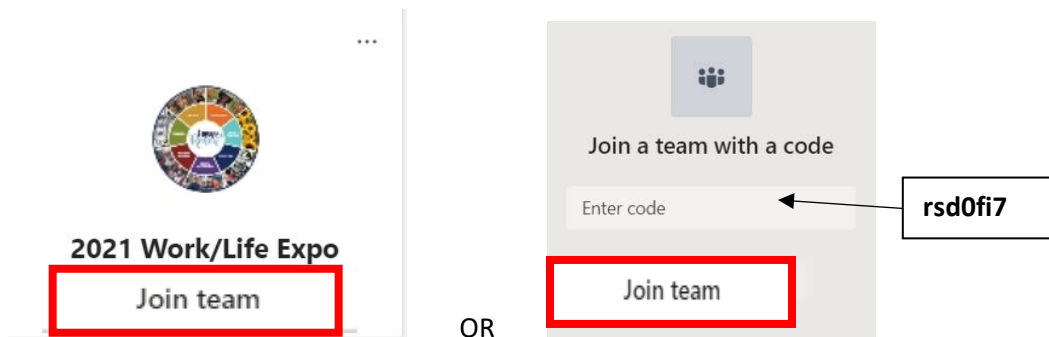
1. Click on the Teams Icon in Microsoft Teams



2. In the upper right-hand corner of the page click join or create team



3. Choose Join Team on the October 20th Work/Life Expo team icon OR Join a Team with a code



Note: Guests won't be able to join with a team code so it's important to use your UConn Teams account

You're In!

- On the left-hand side of the page you will see the list of participating vendors.
- Click "XX hidden channels" to access all of the vendors channels.
- Click on the vendor name to enter their channel.
- You can join the vendors virtual session at the scheduled time, but also go in the channel to view documents and materials under the files section at any time.

All employees who attend the Expo virtually will receive 5 door prize tickets for a chance to win an Expo Door Prize – information will be emailed after the event.